

# **Governors' Annual Report to Parents**

**2015-16**



## Governing Body

### Annual Report to Parents 2015-2016

This is the annual report to Parents from the school's Governing Body. It aims to inform the school community of the work of the Governing Body and the progress of the school over the last 12 months.

If you would like to discuss this report in more detail please make an appointment at the school office to speak to the Headteacher, Mr Clark. You will also be invited to the Governors' Annual General Meeting where this and any other concerns can be discussed. Thank you for your continued support this year.



Baden Powell Primary School  
Muirton Road,  
Tremorfa,  
Cardiff.  
CF242SJ

Phone: 02920461894  
[www.badenpowell-cardiff.co.uk](http://www.badenpowell-cardiff.co.uk)  
Email: [badenpowellprm@cardiff.gov.uk](mailto:badenpowellprm@cardiff.gov.uk)

## Baden Powell Governing Body

Thank you for taking the time to read our Annual Report.

We would particularly like to thank the Friends of Baden Powell for their help and support over the last year. Their continued efforts have helped bring us all together to celebrate the school whilst raising much needed funds for our pupils.

We would also like to thank all of our parents who have supported Mrs Williams and the PiP project over the last few years. This has been a hugely successful part of school life and is an indication of everybody's dedication to improving our pupils education both in school and at home. Unfortunately due to budget restraints Mrs Williams will now only be available for PiP Projects for 2 days a week instead of the 4 days a week she previously provided. However, her strong links with community organisations will help us provide external activities on the two days a week she is no longer able to cover.

This report will contain a lot of data and details about the school as prescribed by Welsh Government but it cannot capture the warmth, enthusiasm and heart of the school that continuously strives to provide our children with the best care and education possible.

We are particularly pleased of the progress our pupils have made over the last 12 months and it's a huge pleasure to see them overcoming the challenges and hurdles they face, as they develop into kind hearted, hardworking, delightful young people.

We look forward to another excellent year.

Baden Powell Primary School Governing Body.

### Governing Body Members

#### LA Representatives

Miss Shanahan	Mr Powell
Miss Lucas	Rev. Gill Dallow

#### Parent Representatives

Mrs Grand	Mr Crompton
Mrs Golding	to be filled

#### Headteacher

Mr Clark

#### Teacher Representatives

Mrs Dolan  
Mrs Gibbon

#### Co-opted

Mr Carroll (CoG)	Mrs Meredith-Ford (VC)
Mrs Sage	to be filled

#### Staff

Miss Saunders	Clerk
	Mrs Davis

#### Challenge Advisor

Jeremy Phillips

### Parent Governor Elections

Last year we held two Parent Governor Elections and will be holding another one next term. If you'd like to be considered for the post of Parent Governor please send your request in writing to the Headteacher ASAP.

### Statutory Policies

During the year the Governing Body reviews and amends a wide variety of policies. The completed policies can be found on the school website along with a range of Curriculum and school specific policies.

**REV'D GILL DALLOW**

I am the Revd. Gill Dallow, currently Associate Priest at St Philip's Community Church Tremorfa and St Mark's Church Gabalfa and until recently Chaplain to the Welsh Assembly Government. I have had a wide experience in education ranging from varied classroom experience at all levels to education management and training as an Education officer, RE Adviser and Director of Training in the London School of Theology. As a Parish Priest, I have served as Chair of a School Governing Body and now as Local Authority Governor at Baden Powell Primary school.

My overriding concern is for children and staff to see good standards and happy influences in the classroom as well as in extra curricula activities. I have served in Tremorfa for 7 years as a local minister which gives me strong links in the life of the community. As a frequent visitor to Baden Powell Primary school both leading assemblies or meeting with staff, children and parents, I am delighted to support the school formally as a Governor. I am pleased to offer expertise gained from my professional background in the field of education and training as well as a pastoral understanding acquired from day to day contact in communities. I am married to Stephen Waters who is also an educationist and musician.

**Tony Powell**

I have just joined the Governing Body having served on Willows Governor's for a number of years. I have been a governor since 2003 at two high schools. I am married with 2 boys.

I have an interest in Health and Safety and all aspects of school life.

**Sarah Lucas**

Hi, my name is Sarah Lucas. I've been a Community Governor at the school for about a year now. I've lived in Cardiff for six years now and worked in the Splott/Tremorfa area for two years. I work in the area for STAR Communities First where our team support people in the local area to seek a job, access training and courses, to volunteer, learn to use computers, improve their health, link with parents through family activities and parenting courses, provide activities for young people such as homework clubs and Young Ambassadors plus much more. The team I work for are part of Cardiff Community Housing Association (CCHA) which has a lot of properties in the local area.

I've been involved in Baden Powell Primary for the last year and have been impressed with how much the teachers care about the wellbeing of all of the children as well as helping them to achieve all they can. I enjoy being a part of this school and working with staff and other Governors to help shape the future of the school and do all we can to make it a great place for children to learn and grow. I look forward to meeting you in the future at some of the great events the school holds.

## School Comparative Reports.

Below and overleaf are our most recent school comparative data reports. These are published by the Welsh Government and compare our performance with the performance of schools in the LA and all of Wales.

Currently schools are also compared with schools that have similar numbers of pupils that claim Free School Meals (FSM). This is an attempt by Welsh Government to take into account the challenges a school faces due to deprivation. Currently we are placed into a group of schools that have FSM percentages that range from 32% and above.

As Baden Powell has approximately 41% of the pupils claiming FSM the school is compared with a large number of schools that have lower FSM percentages and a few schools that have higher FSM percentages.

### This report uses data for 2015 for LA and Wales comparative information

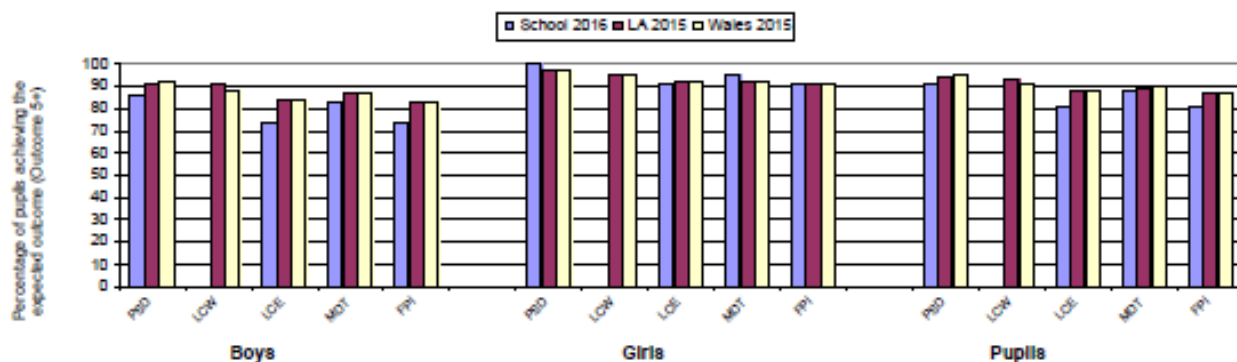
**BADEN POWELL PRIMARY SCHOOL**  
Cardiff

LA/School no: 681/2009

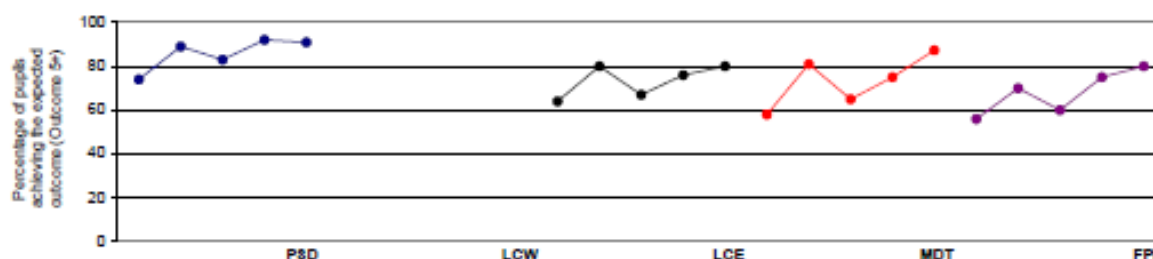
### School comparative information: Foundation Phase Outcomes 2016

Percentage of boys, girls, and pupils achieving at least the expected outcome (Outcome 5+):

	Boys			Girls			Pupils		
	School 2016	LA 2015	Wales 2015	School 2016	LA 2015	Wales 2015	School 2016	LA 2015	Wales 2015
PSD	85	91	92	100	97	97	91	94	95
LCW	0	91	88	0	95	95	0	93	91
LCE	74	84	84	90	92	92	80	88	88
MDT	82	87	87	95	92	92	87	89	90
FPI	74	83	83	90	91	91	80	87	87



### School Performance over time (2012 - 2016)



From the data it is clear to see that the schools raw percentages show progress from FP to KS2.

This is a clear indication that the school adds value to the education of every child.

What isn't clear from the data is that many of our children come to school with a range of language and social and emotional difficulties that they and the school have to overcome before they can begin to make solid educational progress.

We are extremely proud of the work and excellent progress the school and pupils, in partnership with our parents, make in overcoming the barriers to learning that our pupils face.

**This report uses data for 2015 for LA and Wales comparative information**

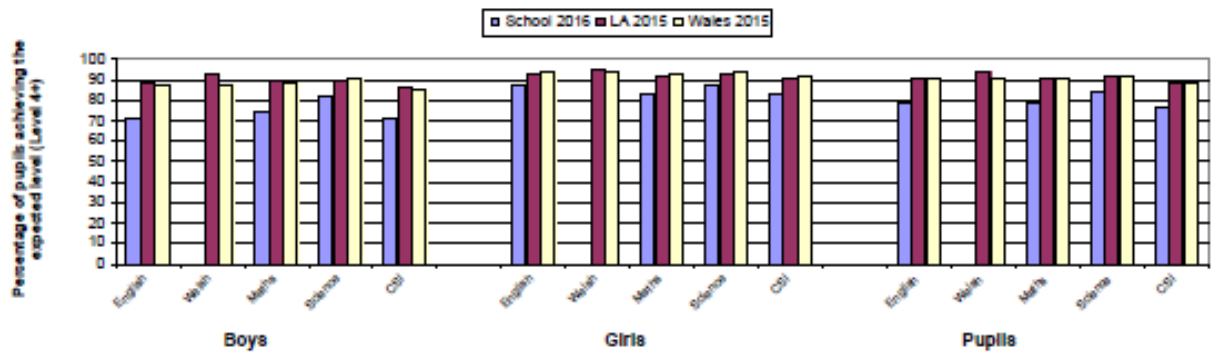
**BADEN POWELL PRIMARY SCHOOL**  
Cardiff

**LA/School no: 681/2009**

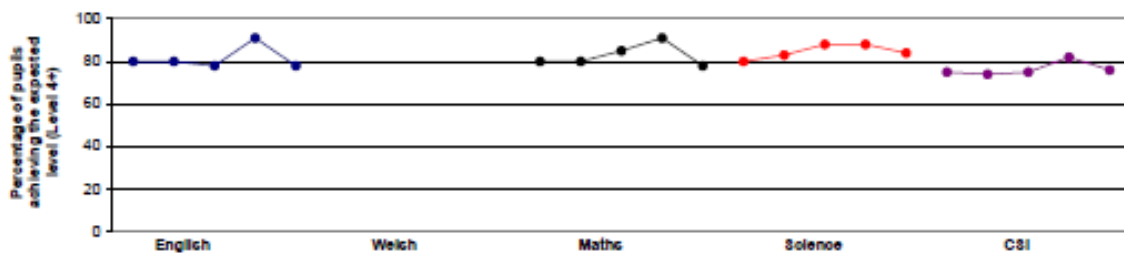
**School comparative information: National Curriculum Assessments 2016**  
**Key Stage 2**

Percentage of boys, girls, and pupils achieving at least the expected level (Level 4+):

	Boys			Girls			Pupils		
	School 2016	LA 2015	Wales 2015	School 2016	LA 2015	Wales 2015	School 2016	LA 2015	Wales 2015
English	70	88	87	87	92	93	78	90	90
Welsh	0	92	87	0	95	93	0	94	90
Maths	74	89	88	83	91	92	78	90	90
Science	81	89	90	87	92	93	84	91	91
CSI	70	86	85	83	90	91	76	88	88



**School Performance over time (2012 - 2016)**



## National Tests

Last Spring our pupils from Year 2 to Year 6 undertook their National Tests in Reading, Number Processing and Number Reasoning and we were absolutely delighted with the results. Once again our school was grouped with “similar” schools and our pupils performed brilliantly, scoring in the top 25-50% of similar schools.

A focus for the coming year will be to maintain the high results already achieved whilst pushing for a further increases for all of our pupils.

### School Comparative Report: National Reading and Numeracy Tests

#### Age-standardised score

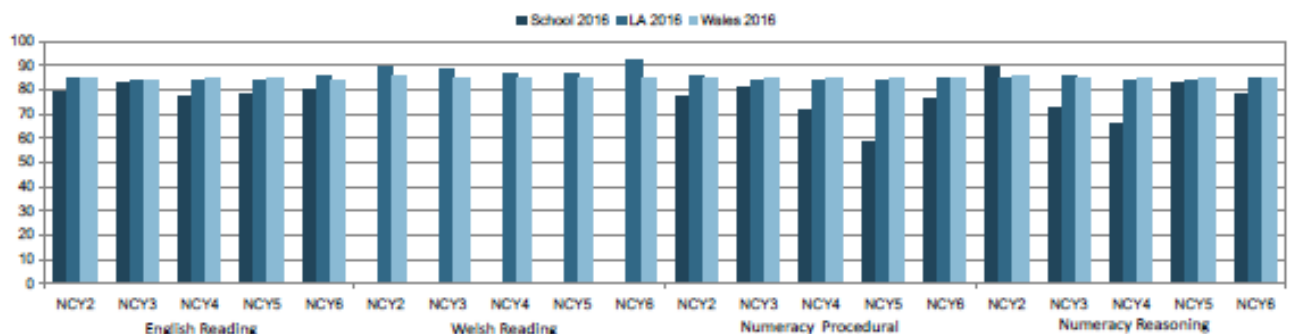
Age-standardised scores enable you to compare each pupil to all other pupils in Wales of the same age (in years and months) who took the same tests in April and May 2016.

The tables and charts below summarise the age standardised-scores for each year group in your school, along with your local authority and Wales for comparison.

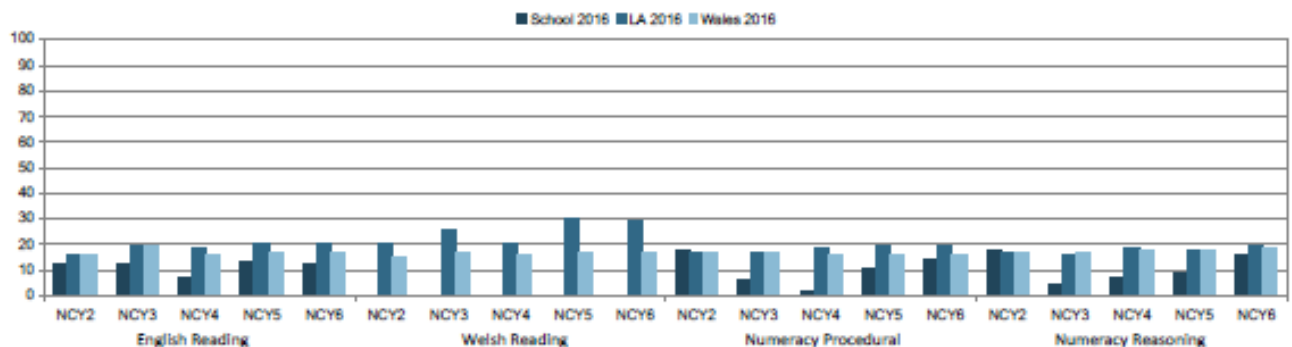
#### Percentage of pupils within each range of scores:

NCY	English Reading			Welsh Reading			Numeracy Procedural			Numeracy Reasoning		
	School	LA	Wales	School	LA	Wales	School	LA	Wales	School	LA	Wales
	2016	2016	2016	2016	2016	2016	2016	2016	2016	2016	2016	2016
<85	21	16	16	-	11	15	23	15	16	11	15	15
2 Between 85 - 115	66	68	68	-	69	70	59	68	68	71	68	68
>115	13	16	16	-	20	16	18	17	17	18	17	17
<85	17	16	16	-	11	15	19	17	16	28	15	15
3 Between 85 - 115	70	64	65	-	62	68	74	67	68	68	69	68
>115	13	19	19	-	26	17	6	17	17	4	16	16
<85	23	17	16	-	14	15	29	17	16	34	16	15
4 Between 85 - 115	70	65	68	-	66	69	70	65	68	59	65	67
>115	7	19	16	-	20	16	2	18	16	7	19	18
<85	22	16	16	-	14	15	41	17	15	17	16	15
5 Between 85 - 115	65	64	67	-	56	68	48	64	69	74	66	67
>115	13	20	17	-	30	17	11	20	16	9	18	18
<85	20	15	16	-	8	15	24	15	16	22	15	15
6 Between 85 - 115	68	65	67	-	63	68	62	65	68	62	65	66
>115	12	20	17	-	29	17	14	20	16	16	19	18

#### Percentage of pupils achieving a score of 85 and above:



#### Percentage of pupils achieving a score of 115 and above:



### Progress Measure

The progress measure enables you to compare the performance of your own pupils with all pupils who took the same test in the same year group. The progress measure makes it possible to track relative performance over time.

The tables below summarise the progress measure for your school, along with your local authority and Wales for comparison. You can:

- compare the relative performance of different cohorts of pupils at a given point in time (read the table horizontally);
- compare the relative performance of a single cohort of pupils at different time points (read the table diagonally);
- compare the relative performance of different cohorts of pupils in your school to your LA and Wales.

**Percentage of pupils achieving an average or above average progress measure:**

NCY	English Reading			Welsh Reading			Numeracy Procedural			Numeracy Reasoning		
	School	LA	Wales	School	LA	Wales	School	LA	Wales	School	LA	Wales
2	63	71	80	86	88	83	55	71	77	86	85	84
3	71	80	83	84	87	84	78	70	79	84	85	84
4	70	69	71	83	88	86	63	71	71	84	84	85
5	88	77	78	83	85	84	88	72	70	84	85	84
6	70	76	80	84	92	85	85	88	76	85	84	83

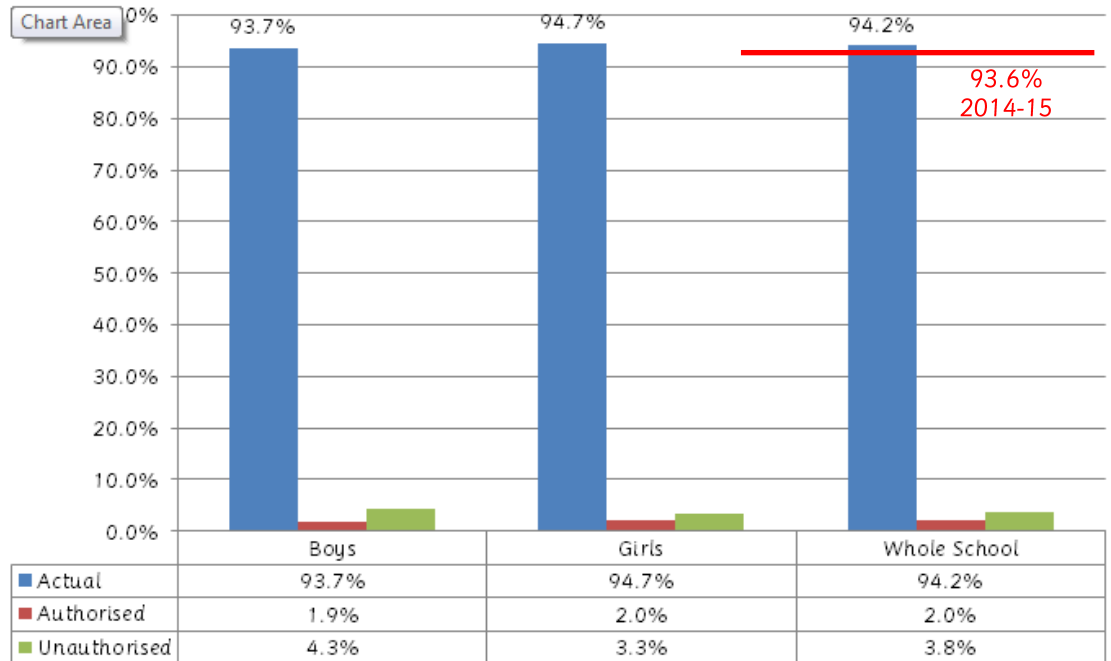
**Mean progress measure (excludes disapplied or absent pupils):**

NCY	English Reading			Welsh Reading			Numeracy Procedural			Numeracy Reasoning		
	School	LA	Wales	School	LA	Wales	School	LA	Wales	School	LA	Wales
2	988	983	997	1001	1005	983	982	988	1002	983	990	1002
3	994	992	996	1002	1007	994	990	993	1001	992	991	992
4	990	991	993	1002	1004	991	991	990	1002	991	993	991
5	998	993	995	1003	1007	999	990	994	1003	991	993	999
6	990	997	995	1003	1009	995	1005	995	1003	992	999	999

## Attendance

Currently the school is graded as a **2<sup>nd</sup> Quartile** school due to the huge improvements made in recent years. This means that when compared to similar schools Baden Powell is in the **top 50% of schools** for attendance performance.

### School Attendance 2015-2016



## Sports & Clubs

During the year the pupils have had up to 2 hours a week of Physical Education and experienced a wide range of After School Sporting Clubs, such as Football, Rugby, Gymnastics and Dance. We are also extremely proud of the range of extra-curricular trips that we provide during the year ranging from residential breaks in West and Mid Wales to day trips far and wide.



### Improvement Targets

The school continuously assesses the pupils skills and stage of development to help identify their next learning step. This process also enables us to gauge pupil performance and set rigorous targets for the school, teachers and pupils.

This target setting process gives the whole school a focus for their work and helps identify areas for future developmental work. The tables below indicate the whole school and individual year group improvement targets.

The school always aims for the highest targets possible but will ensure the targets are Specific, Measurable, Achievable, Realistic and Time scaled, i.e. S.M.A.R.T.

<u>Attendance Targets</u>	
2016-17	94.5%
2017-18	94.8%
2018-18	95.1%

### Whole School Development Targets 20156-2017

- ◆ Further Improve Literacy Outcomes
- ◆ Further Improve Numeracy Outcomes
- ◆ Further Develop ESDGC Provision Across The School
- ◆ Further Develop Thinking Skills Practice Across the School
- ◆ To Develop Leadership Capacity at Middle Leader Level
- ◆ To Develop Governance Provision

<u>% Target for FP Outcome 5+ in Year 2</u>		
	2016/17	2017/18
LLC - English	84.5%	82.8%
Mathematical Development	86.2%	82.8%
PSDWBCD	94.8%	82.8%
Foundation Phase Indicator	84.5%	82.8%

<u>% Target for FP Outcome 6 in Year 2</u>		
	2016/17	2017/18
LLC - English	25.9%	22.4%
Mathematical Development	29.3%	22.4%
PSDWCD	31.0%	22.4%

<u>% Target for KS2 Level 4+ in Year 6</u>			
	2016/17	2017/18	2018/19
English	85.1%	93.3%	
Mathematics	83.0%	90.0%	
Science	83.0%	95.0%	
Core Subject Indicator	83.0%	88.3%	

<u>% Target for KS2 Level 5 in Year 6</u>			
	2016/17	2017/18	2018/19
English	25.5%	31.7%	
Mathematics	23.4%	23.3%	
Science	25.5%	18.3%	

## Community Links

The school has a huge number of community links and believes that this is a strength of the school.



### Parents in Partnership PiP

Mrs Williams liaises with 3rd sector, LA and National organisations to help inform, educate and support our parents with their role of nurturing their child's development both at home and in the school.

Star Communities 1st  
Families Learning Together  
Cardiff University Volunteering  
Action for Children ELERI  
Strengthening Families  
MEND  
Language and Play  
SOVA  
Switched On! Nurse  
Families First  
Love Food Hate Waste  
Cardiff Credit Union  
Families First  
EWS  
Spice—Time Banking  
CCHA  
Healthy Schools  
Paul Hamlyn Foundation  
(Sherman Theatre)  
PC Kris Harris  
PCSOs

### Police & Emergency Services

Mrs Hill the school's Wellbeing Co-ordinator liaises closely with our Schools Police Officer and provides a wide range of activities for our pupils during the school year. These are a huge help in educating our pupils of ways to tackle the dangers or risk they may face away from school.

### Tobacco & Alcohol Awareness

Internet Safety	Cyber Bullying
Anti-Social Behaviour	Medicines
Right or Wrong?!	Stranger Danger
Alcohol & Solvents	

### Educational & Business Partnerships

Mrs Gibbon, Mr Green and Mrs Gill all run several projects with Cardiff University, Cardiff Met and other training institutions that specialise in training teachers and LSAs. These are a huge help to the students but also benefit the school by bringing new ideas and enthusiasm into the school whilst supporting our pupils educational needs and development.

Mrs Thomas works closely with a range of LA departments to identify and provide educational support to our pupils that may have Additional Learning Needs. This is a lifeline for pupils who are struggling to overcome the barriers to learning they may have.

### Place 2BE

This year we are delighted to welcome back Annie to the school who will be our Senior Mentor running our new Place 2Be service. This has proved to be a fantastic opportunity for us to support those pupils and families that may benefit from a little extra 1:1 time to overcome any issues that may be causing them concern. Once again the service is entirely optional, confidential and free!!! If you'd like to know a little more about the service please follow the link below.

<https://www.place2be.org.uk/>

## Health & Hygiene

### Action to Promote Healthy Eating

The school has a strong Eco-Committee and School Nutritional Action Group (SNAG) that develop our pupils' engagement in school life and promote the importance of a healthy lifestyle.

Healthy eating and hygiene is an important feature of lessons across the school and is built into the teachers' topics and scheme of work.

The school is currently working towards its Phase 5 Healthy Eating accreditation which involves hygiene, health, sun safety, Bike It!, Circle Time and Road Safety sessions throughout the school involving both pupils and parents.

The school's Bike It! Project is working towards its Gold Award and has had a huge impact upon raising the profile of cycling as a method to improve physical fitness and to help save the environment by reducing the impact of vehicle emissions.

### Litter pickers & our new bins!



### Working to make our environment attractive to others...



### Important to eat a healthy breakfast to start the day in the right way...



### As part of our school's Active School's Project, the children have been involved in:

- Bling Your Bike
- Eco-Day Smoothie Maker Bike
- Bike It Breakfast
- Road Safety Training



## Changes to the School Prospectus

The school handbook is updated annually to reflect changes in times of the day, performance results and Safeguarding arrangements. This year the School Prospectus has been redrafted to ensure its format remains current and easily accessible. An electronic copy can be found on the school website.

## Toilet Facilities & Cleaning Routines

The school has a number of toilet facilities throughout the school, serving pupils of all ages and the school staff. The facilities are cleaned both before and after school and in the event of any accidents during the day.

## Curriculum, Teaching Methods & ALN

The school follows and complies with all regulations as stipulated by the Welsh Government.

### Foundation Phase

During Nursery to Year 2 our pupils follow the Foundation Phase Curriculum. This is a curriculum that delivers learning experiences both indoors and outdoors and includes the following areas of learning;

- Personal and Social Development, Well-being and Cultural Diversity
- Language, Literacy and Communication Skills
- Mathematical Development
- Welsh Language Development
- Knowledge and Understanding of the World
- Physical Development
- Creative Development.

### Additional Learning Needs—(ALN)

A strength of the school is its diverse catchment area and the pupils that come from a wide variety of cultures and backgrounds. Whilst this brings huge strengths to the school it does require the school to organise itself in such a way that it can support every child.

To ensure this happens the school uses its extensive tracking system to monitor the progress of every child and assess if they are making the appropriate progress.

In the event that a child isn't making the required progress the school intervenes to help and support the child and/or family and to ensure the child begins to make progress again.

This is achieved through a combination of interventions or specialist support systems that encompass all aspects of a child's development.

### Key Stage 2

During Years 3-6 our pupils experience a topic based approach and develop their skills in the following subjects;

English  
Mathematics  
Science  
Design & Technology  
History  
Geography  
Music  
Art & Design  
Physical Education  
Welsh Second Language  
ICT  
Personal & Social Education  
Religious Education  
Sex & Relationships Education  
Careers & the World of Work

### Methods

The school uses a skills led curriculum focusing upon the specific needs of the pupil and curriculum.

In essence the teachers devise programmes of work that deliver the required curriculum and amend their lessons to ensure every child is included fully in each activity.

This is informed by a comprehensive tracking system that measures pupils progress three times a year and identifying the skills and next learning steps for every child.

This ensures that the school delivers a broad and balanced curriculum that is accessible to all children.

## Finances

As education relies heavily upon pupil and teacher activities all schools will prioritise low staff-pupil ratios and we are no different. The vast majority of our costs are associated with staffing with the remainder being used to service running costs such as council rates, cleaning, building maintenance and services such as heating and electric. That leaves a small amount of the budget which can be spent upon books, materials and resources.

As the running costs for schools are so high the extra monies raised by the Friends of Baden and our parents are greatly appreciated as they directly subsidise activities and resources for our pupils. Please turn over for a detailed account of the School finances.

## Term Dates

For information about school dates for 2016-2017 please follow the link to Cardiff Council's website.

<https://www.cardiff.gov.uk/ENG/resident/Schools-and-learning/Schools/School-term-dates/Pages/default.aspx>

	<u>Autumn term 2016</u>	<u>Spring term 2017</u>	<u>Summer term 2017</u>
Start Date	Friday 02/09/16	Tuesday 03/01/17	Monday 24/04/17
Bank Holidays			May Day: 01/05/17
Half Terms	Monday 24/10/16 Friday 28/10/16	Monday 20/02/17 Friday 24/02/17	Monday 29/05/17 Friday 02/06/17
End Date	Friday 16/12/16	Friday 7/04/17	Friday 21/07/17
Days	72 days	63 days	60 days
INSET Days	1/9/16 31/10/16	27/2/17	7/4/17 21/07/17

## Language

The school is classed as an English Medium school so teaches the vast majority of its lessons in English. However, the school is very proud of its diverse population and includes pupils from over 20 different cultures and language experiences.

## Welsh Second Language

The school is at the heart of the Capital City of Wales and is proud of its Welsh heritage. To help support our pupils' understanding of Welsh culture and the Welsh language the school celebrates a wide range of Welsh cultural events and provides the pupils with a wealth of Welsh Second Language experiences.

School Name Baden Powell Primary School  
Financial Report to Parents 2015/2016

Details	£ Budget 2015/16	£ Actual 2015/16
<u>Employee Related Expenses</u>		
Teaching Staff	921,913	923,013
Support Staff	439,454	476,140
Other Staff Costs inc Mutual Supply Fund	23,781	40,142
<u>Premises Related Expenses</u>		
Repairs and Maintenance	32,305	43,867
Energy Costs	22,500	14,689
Water Charges	6,000	4,474
Cleaning Contract	55,349	51,681
Hire of Sports Facilities	0	0
Refuse and Sundry Services	6,560	6,140
<u>Supplies &amp; Services Expenses</u>		
Furniture	5,000	3,743
Teaching Materials	50,000	103,366
Games & School Activities	41,344	200
School Meals to Duty Staff	0	0
Examination Fees	0	0
Office Expenses	15,350	15,006
Music Services	13,000	16,923
Travel & Subsistence Expenses	300	0
Governors Expenses	750	746
Other Expenses	38,200	640
School Meals	49,390	49,390
Service Units	55,283	50,740
<b>Gross Expenditure</b>	<b>1,776,479</b>	<b>1,800,900</b>
<u>Income</u>		
Community Use/Lettings		
Grants/OtherIncome/Receipts	-302,445	-353,483
<b>Gross Income</b>	<b>-302,445</b>	<b>-353,483</b>
Unallocated	4,330	
Balance Carried Forward		30,947
<b>Net Expenditure Controllable By School</b>	<b>1,478,364</b>	<b>1,478,364</b>
Rates	17,369	17,369
<b>TOTAL NET EXPENDITURE</b>	<b>1,495,733</b>	<b>1,495,733</b>

Balances held as at 31.3.2016		
Uninvested Balance	30,947	
Invested Balance	5,060	
Total Balances held as at 31.3.2016	36,007	